


Arctic Animal Origami

Age: 11+

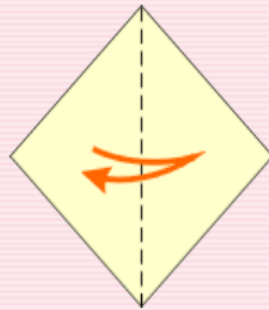
The arctic is home to some unique ecosystems and a wide variety of creatures. From the whales and brittle stars to the polar bears and the millions of migratory birds, the arctic ocean supports a high level of biodiversity. This origami activity lets you create your own arctic creatures.

Steps and materials

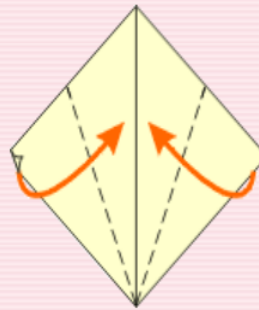
WHALE:



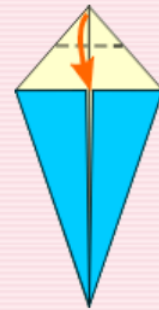
1 Put a square of paper on the table so it looks like a diamond.



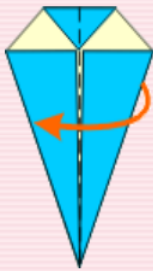
2 Fold the left point over to meet the right point. Unfold, and find the center crease.



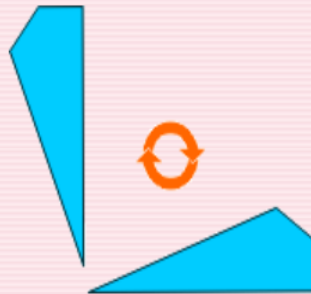
3 Fold the lower left and right sides to meet the center crease.



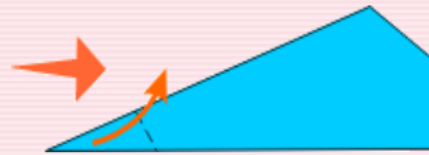
4 It looks like an ice-cream cone. Now fold the top point down, as shown.



5 Fold the right side over to meet the left side.



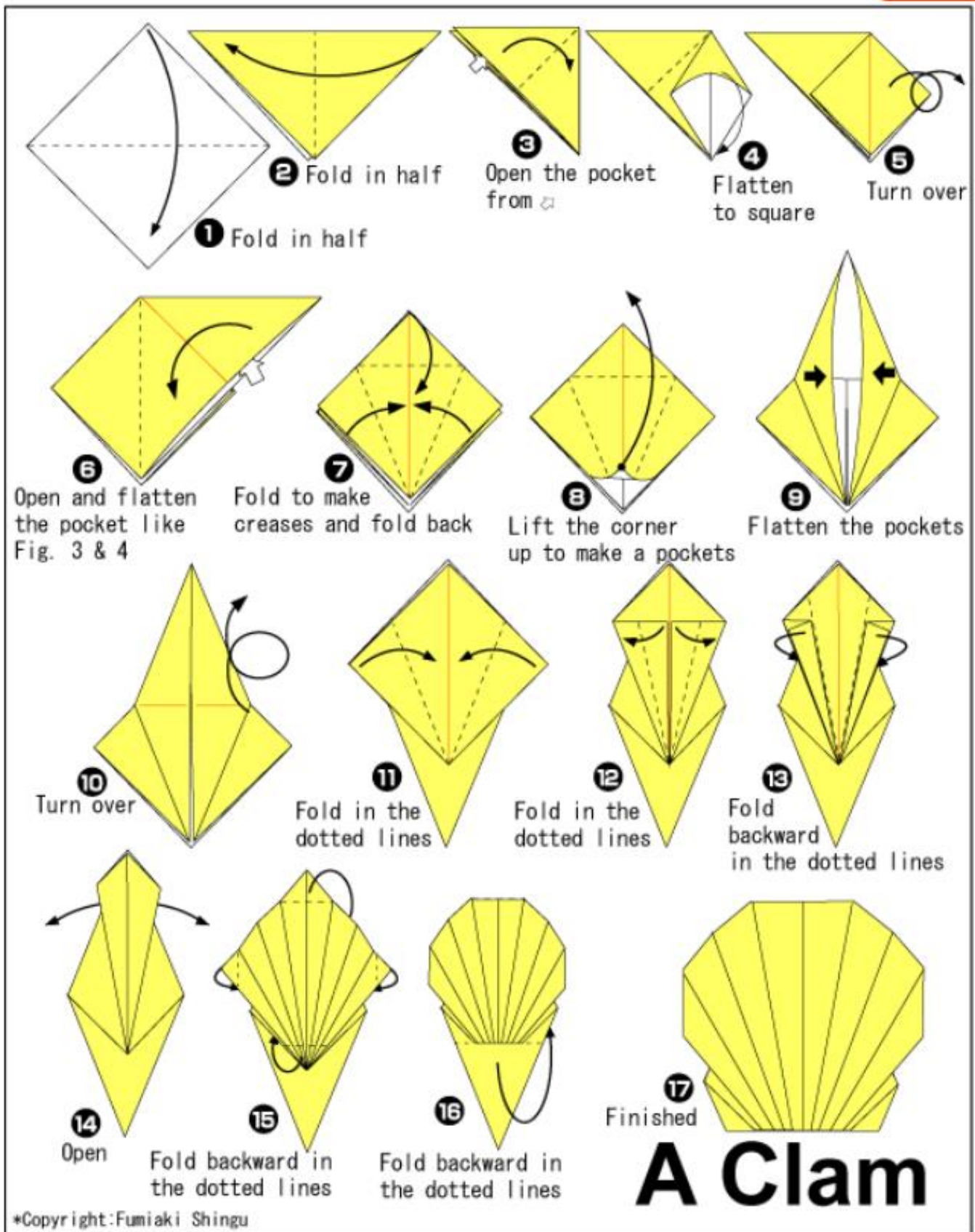
6 Put your finger on the bottom point as you turn the whale sideways.



7 Fold the end point up to make a tail.

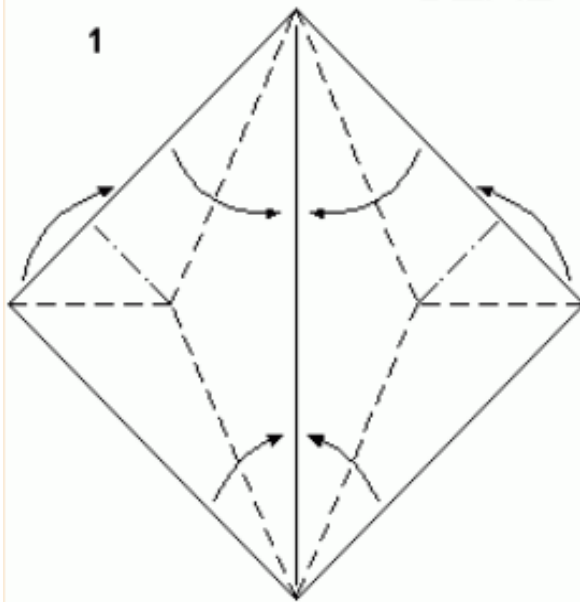


CLAM

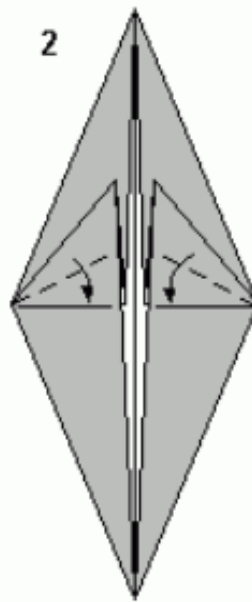


SEAL

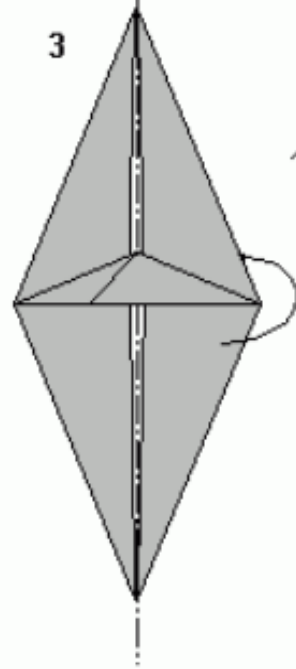
SEAL



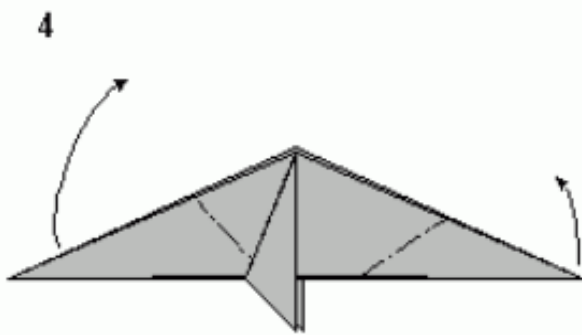
1
fold a fishbase



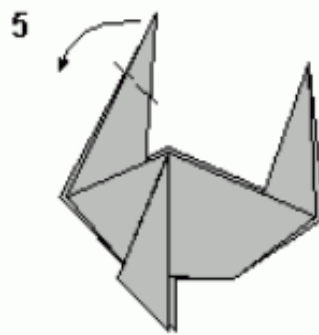
2
fold flaps in half



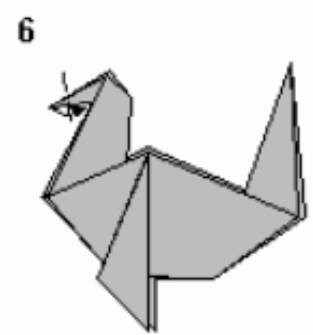
3
fold model in half,
rotate



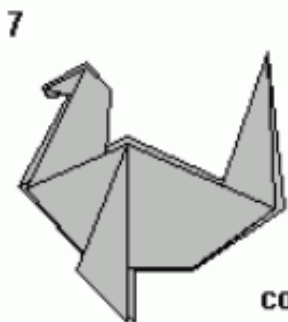
4
inside reverse folds



5
inside reverse fold



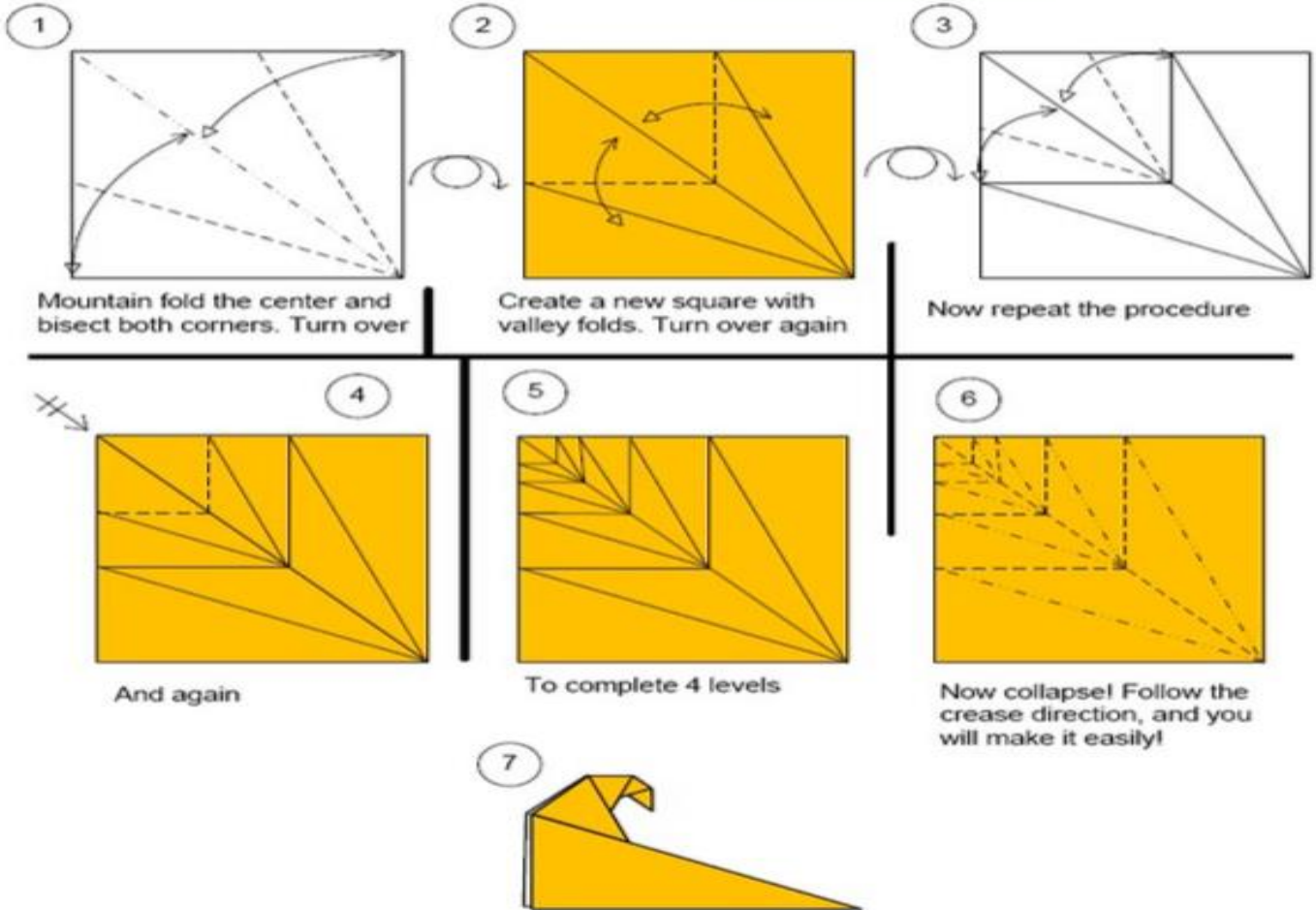
6
outside reverse fold



7
complete

traditional model
diagrams © D.Petty

Wave Unit Variations	2009
Design: Ilan Garibi	Units
Diagrams: Ilan Garibi	6-8
http://www.flickr.com/photos/garibilian/garibi@013.net	
Color side	Down



Want more? Check out <https://www.origami-resource-center.com/origami-sea-creatures.html> for more ocean creatures.

Sources:

<https://www.flickr.com/photos/garibiilan/3470341807/>

<https://britishorigami.info/academic/davidpetty/mom/mom132.htm>

<https://origamiwithrachelkatz.oriland.com/folding/whale.php>

<https://en.origami-club.com/sea/clam/clam/index.html>

These resources are brought to you by:

Camps, Clubs, and Youth

CampsAndClubs@ocean.org

(604) 659-3493

FOR MORE INFORMATION VISIT
education.ocean.org



OUR VISION IS A WORLD IN WHICH OCEANS ARE HEALTHY AND FLOURISHING